



**FAMU Board of Trustees
Special Committee on the College of Law
September 15, 2021**



- Strategic Vision and Priorities for 2021-2022
- Key Performance Indicators
- Admissions
- Retention
- Externship Data
- On-Campus Interviewing
- Bar Pass
- Consultant
- Q&A

Building the Foundation for Thriving Community

- Improve the stability of the College to sustain and build upon 20/21 progress
- Improve the College's ability to make data-driven decisions
- Put an emergency preparedness structure in place

Key Performance Indicators

Metric	Rationale for Use	Current Data		Goal	Trend
Admissions					
LSAT (median)	LSAT scores are correlated with Bar passage rates. COL scores are significantly lower than peers.	FAMU Fall 2020: 147 Fall 2019: 146 Fall 2018: 146	SUS Peers Fall 2020: 161 Fall 2019: 160 Fall 2018: 159.6	Fall 2021: 148 Fall 2022: 150	↑
UG GPA (Median)	Undergraduate GPAs are correlated with Bar passage rates. COL scores are significantly lower than peers.	FAMU Fall 2020: 3.30 Fall 2019: 3.11 Fall 2018: 3.09	SUS Peers Fall 2020: 3.74 Fall 2019: 3.71 Fall 2018: 3.66	Fall 2021: 3.30 Fall 2022: 3.35 Fall 2023: 3.40	↑
Size of Entering Cohort	Reducing the size of the cohorts will allow the COL to be more selective in admissions and increase the efficacy of resources allocated for instruction and academic support.	FAMU Fall 2020: 112 Fall 2019: 209 Fall 2018: 193		Fall 2021: 130 Fall 2022: 130	↑
Retention					
Median GPA of First-Year Fall Cohort	First-year GPA is strongly correlated with Bar passage rates (most Bar content is taught in first year of the law school curriculum).	First Semester 2020: 2.51 2019: 2.48 2018: 2.51 2017: 2.42	First Year 2020-21: 2.55 2019-20: 2.60 2018-19: 2.55 2017-18: 2.44	Increase the number of students at or below the median utilizing support resources.	↔
Non-Academic Attrition Rates	Measures the percentage of students in good standing who leave COL after the first year (many are recruited by other law schools)	2019-20: 4.62% 2018-19: 8.8% 2017-18: 10.1% 2016-17: 9.8%		2020-21: <5%	↑
Bar Exam Preparation and Outcomes					
Diagnostic Exam	A diagnostic exam is administered to students after completion of the foundational curriculum to assess mastery of content that will be tested on the bar exam (Barbri product).	Cohort Composite Score 2021: 50.9% 2020: 49.0% 2019: 51.5% 2018: 48.6%		2021-2022: 53% 2022-2023: 55%	↔
Bar Exam	The Bar Exam is administered two times per year. The pass rate on the February exam is typically lower.	February 2021: 70.6% 2020: 48.7% 2019: 45.5% 2018: 36.7% 2017: 46.2%	July 2020: 61.7% 2019: 61.1% 2018: 50.6% 2017: 51.3%	2020: 70% 2021: 75% 2022: 80%	↑

Year	Applicants	Admits	1 st Year Enrolled Students	Acceptance Rate	Yield Rate
2017	1247	659	219	52.85	33.23
2018	1230	602	187	48.94	31.06
2019	1204	604	210	50.17	34.77
2020	1310	443	112	33.82	25.28
2021	1574	557	129	35.39	23.16

The College had a very successful year in recruitment. We received over 20% more applications, exceeded the goals for incoming credentials, and are on target for cohort size.

Admissions

In line with our bar passage imperative, the College exceeded the goals set for the Fall 2021 cohort's incoming credentials.

Matriculated at this time Year	25 th percentile LSAT	50 th percentile LSAT	75 th percentile LSAT	25 th percentile UGPA	50 th percentile UGPA	75 th percentile UGPA
2017 (X/219)	144	145	149	2.84	3.20	3.49
2018 (Y/187)	145	147	149	2.84	3.14	3.56
2019 (212/210)	145	147	150	2.94	3.24	3.48
2020 (114/111)	145	146	150	3.02	3.32	3.53
2021 (129/X)	147	149	152	3.12	3.42	3.63

Admissions

Cohort	Ethnicity					Gender		Residency
	AA	CAU	AS	HISP	OTHER	Females	Males	State
2021 (n=129)	61	31	2	34	1	94	35	Florida (96), AL, AZ, CA, CT, GA, IL, IN, LA, MS, NC, NJ, NY, OH, PA, TN, TX, VA, WA
2020 (n=112)	59	21	4	28	N/A	73	39	Florida (81), CA, GA, IL, MI, NC, NJ, NM, NY, PA, SC, TX
2019 (n=212)	109	57	5	39	2	137	75	Florida (152), AL, AZ, CA, DC, GA, IL, IN, MI, MO, NC, NE, NJ, NY, OK, PA, SC, TN, TX, VA, WA
2018 (n-189)	88	48	5	43	5	108	81	Florida (138), AL, CO, DC, GA, IN, LA, MD, MI, NC, NJ, NV, NY, OH, PA, TX, VA

While improving incoming credentials, the College maintained its commitment to diversity.

- The College awarded \$184,000 in Retention Scholarships to students completing their first year of study with GPA ≥ 3.0 .
- In the interest of equity, the College awarded upper-level students who completed their first year of study with GPAs ≥ 3.0 with over \$227,000 in Retention Scholarships / Tuition Waivers.
- Only three students who began their studies in Fall 2020 transferred to other institutions.

Externship Data

Externship Site Type	Summer 2019	Fall 2019	Spring 2020	Summer 2020	Fall 2020	Spring 2021	Summer 2021
Private Firm	15	15	18	27	25	36	49
Legal Aid/Legal Services/Non-Profit		1	1	3	1	4	14
Public Defender	2				1	1	4
State Attorney Office		5	4	2			5
Private Corporation		3	2	6	1	1	13
FL State Agency/Institution			2	2	1	1	1
FL Local Government/Agency	1			1		2	
Court Services			1				
Local Government/Agency - Out of State							
Federal Criminal Defense		2		1			1
Federal Prosecution					2	1	1
Federal Agency	1			2			
Judicial Clerkship – State	4	1	1	2		1	3
Judicial Clerkship – Federal				3			7
TOTAL	23	27	29	49	31	47	98

Reporting on 2020-2021 Strategies:

- The College has hired a permanent Director of Legal Clinics and Field Placement Program
- Through the Meet the FAM lunches the College connected with 21 law firms, 48 corporations, and 17 governmental entities

2021-2022 Strategies:

- The College is assessing its Clinical offerings for educational efficacy and attractiveness to students and planning a restructure to attract additional students to Clinics / externships
- The College is planning to continue its outreach to area employers through its 20th Anniversary celebration series

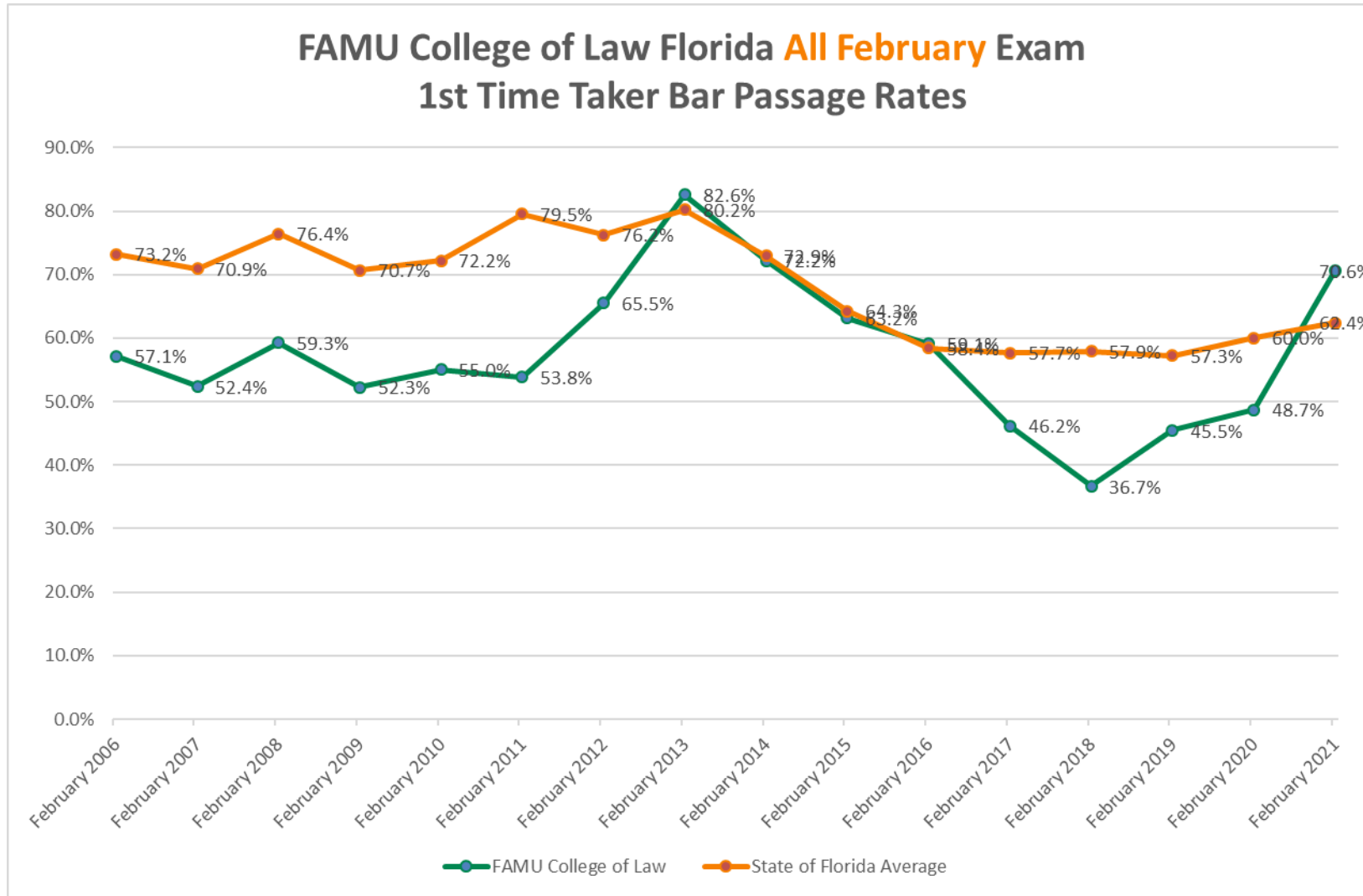
On-Campus Interviews

Company Name	Job Title	# of Applicants	Extended Interviews
Florida Department of Children and Families - Children's Legal Services	Entry Level Attorney	4	4
Florida Department of Children and Families - Children's Legal Services	Spring & Summer Intern	1	1
Lisabeth J. Fryer, P.A.	Law Clerk	3	2
Winderweedle, Haines, Ward & Woodman	2021 Summer Law Clerk	5	5
RumbergerKirk	Summer Associate	7	6
DLA Piper	Summer Associate	8	8
Federal Public Defender for the Northern District of Florida	Intern	2	2
Fragomen	Summer Associate	1	1
Lowndes	2021 Spring Internship Program	16	6
Pierce Atwood	Summer Associate	3	3
State Farm	Summer Associate	3	3

Strategies:

- The College needs to hire as Assistant Dean for Career Planning and Professional Development

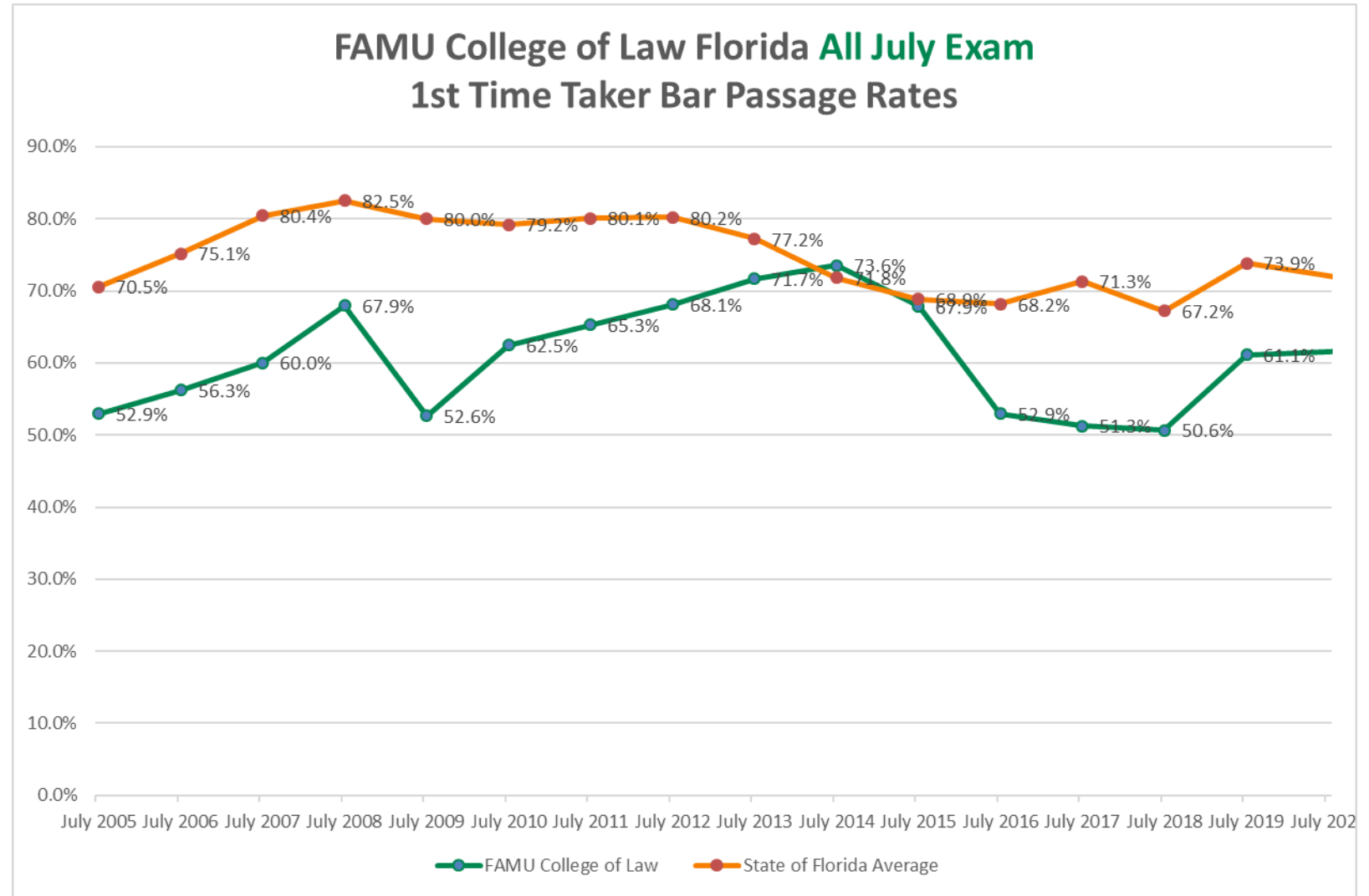
Recent Bar Pass Results in Context



The College's bar results in February 2021 8.2% higher than the State average.

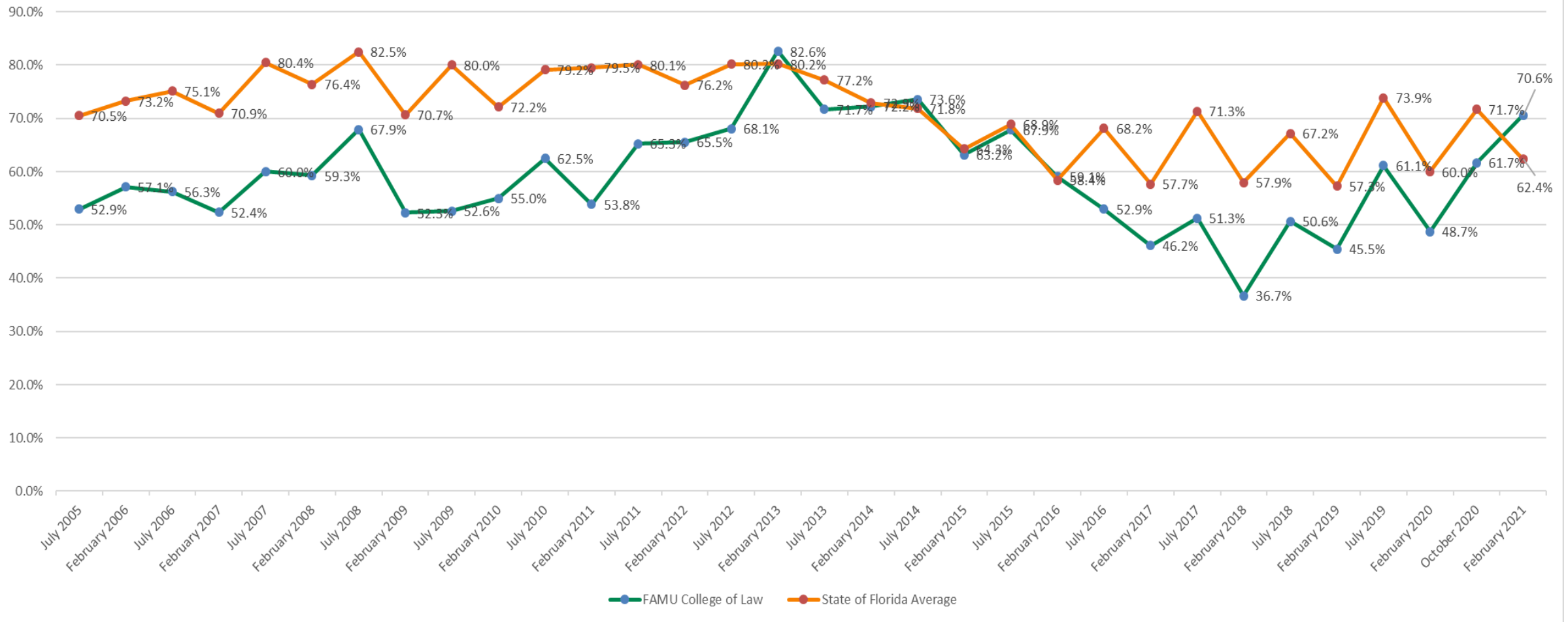
Recent Bar Pass Results in Context

In July 2020, the College's results were 10% below the State's average.



Recent Bar Pass Results in Context

FAMU College of Law All Florida 1st Time Taker Bar Passage Rates



Scope of work: Provide a comprehensive review of the College's **academic and non-academic functions to identify areas of strength for further development and areas of weakness which would require retooling, reinvigorating, or reimagining.** This analysis will be used to inform the College's strategic planning processes. Most immediately, the analysis will be deployed to address the College's bar passage challenges. Ultimately, this analysis will be utilized as a key element to chart the College's way forward to a sustainable future in which the College is recruiting, enrolling, and supporting to bar and career success, a cohort of students in line with its important access mission. The consultant will provide a comprehensive, big-picture, data-driven analysis that will serve as a starting point for that important, future-facing project.

Committee Action Plan

Meeting Date	Major Discussion Topics	Action Items	Due Date
September 15-16, 2021	Discuss Annual Committee Action Plan Update on Licensure Passage Rate Improvement Plan Update from Consultant		
December 1-2, 2021	Update on Licensure Passage Rate Improvement Plan Discuss Most Recent Exam Passage Rate		
February 16-17, 2022	Update on Licensure Passage Rate Improvement Plan		
April 20, 2022 (Zoom)	NA		
May 12, 2022 (Zoom)	NA		
June 8—9, 2022	Update Licensure Passage Rate Improvement Plan Discuss Most Recent Exam Passage Rate		
August 3-4, 2022 (Retreat)	Discuss Annual Committee Action Plan		

Questions?



FLORIDA A&M UNIVERSITY

Founded in 1887 as the State Normal College for Colored Students, Florida Agricultural and Mechanical University (FAMU) is the only historically state supported educational facility for African Americans in Florida. It has always been co-educational. In 1890, the second Morrill Act was passed. This enabled the school to become the Black Land Grant College for the State of Florida. west of its original location