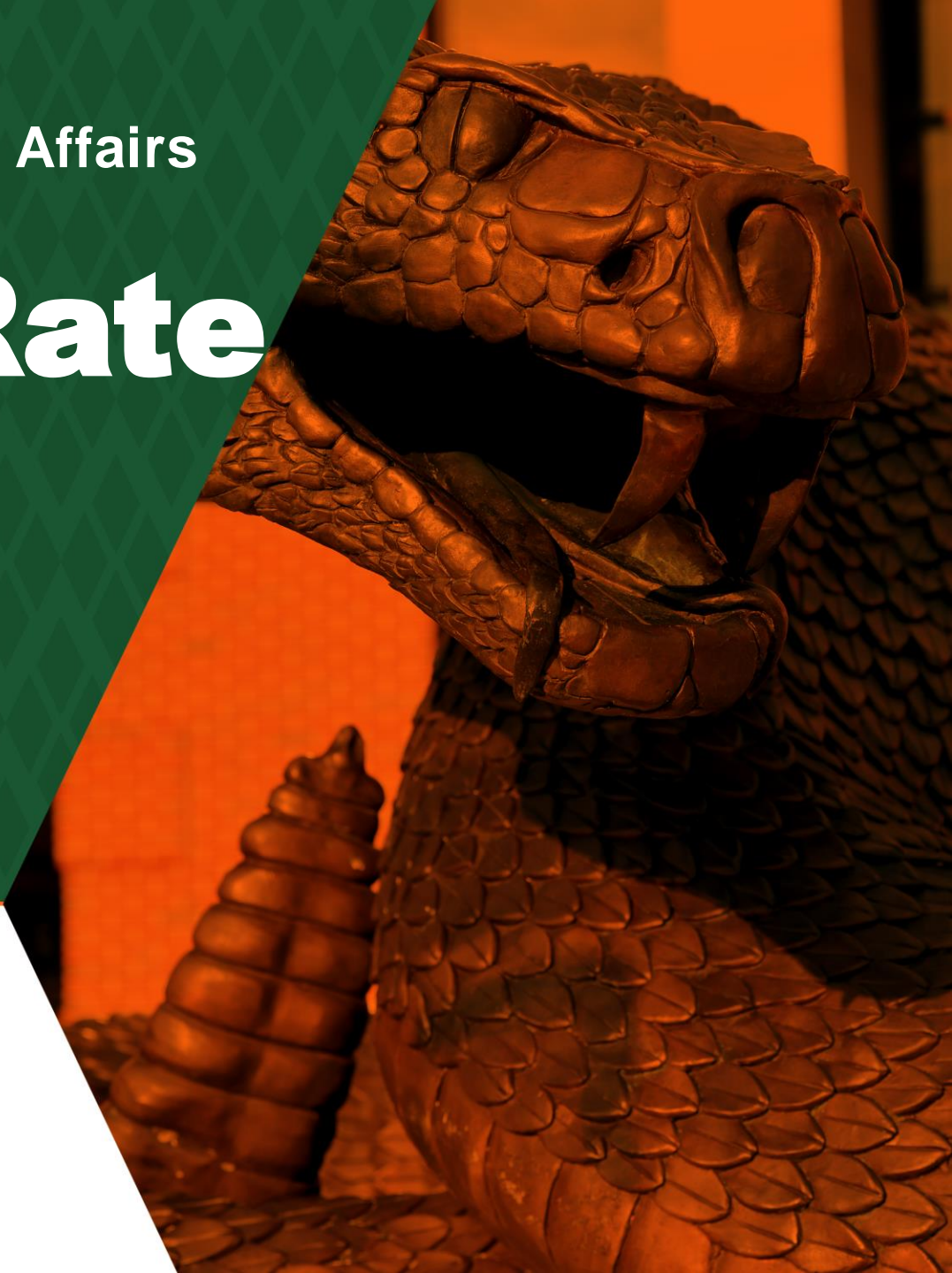


April 24, 2024 | 9 AM

Academic and Student Affairs

# Licensure Pass Rate

Board of Trustees | Licensure Pass Rate Meeting  
Trustee Nicole Washington, ASA Chair



# Licensure Pass Rate Improvement Plans

1. Doctor of Physical Therapy (DPT) Program
2. Bachelor of Science in Nursing (BSN) Program
3. Juris Doctor (JD) Program
4. Spotlight Presentation: Pharmacy (PharmD)

# Licensure Pass Rate Improvement Plans

## College of Pharmacy and Pharmaceutical Sciences, Institute of Public Health Focus

Provide an analysis on **Key Performance Indicators** contributing to intended program improvement outcomes.

### Today's Meeting | Doctor of Pharmacy (PharmD)

#### Key Highlights:

1. CoPPS, IPH Enrollment and Progression
2. Licensure Overview

#### Key Takeaways:

- Enrollment Review and Strategies for Growth
- Recruitment Strategies for PharmD and Pre-pharmacy
- NAPLEX/MPJE Update/Preparation and Course Competencies



---

**Strike, Strike, and Strike Again!**

# Update – Doctor of Physical Therapy

- PT Hustle NPTE Boot Camp for graduates
- Current first semester GPA: 3.59
- Current progression rate: 98.3%
- Current matriculation rate: 97%



# Doctor of Physical Therapy

## Key Performance Indicators

Metrics	Rationale for Use	Current Data (Fall 21' / 22' /23')		Goal	Trend	Key Update
<b>ADMISSIONS</b>						
<b>Admissions Exam (GRE)</b>	The Graduate Record Exam (GRE) is a standardized exam that assesses analytical writing, verbal reasoning and quantitative reasoning skills. Applicant rates (cumulative score greater than 300 and quantitative score greater than 147 are positive predictors).	<u>GRE-Total</u> 302 / 301.7 / 299	<u>GRE-Quantitative</u> 151 / 151 / 149	GRE-Total: <b>300</b> GRE-Quantitative: <b>150</b>	↔	Maintain minimum admission profile requirements.  Enhanced interview process.
<b>Undergraduate GPA</b>	Analysis of historical cohort data indicates a positive correlation of licensure pass rates with cumulative GPA and GPA earned over the last 60 hours of the undergraduate record.	<u>Cumulative</u> 3.29 / 3.24 / 3.39	<u>Last 60 Hours</u> 3.52 / 3.50 / 3.44	Cumulative: <b>3.5</b> Last 60 Hours: <b>3.5</b>	↓ ↔	
<b>RETENTION</b>						
<b>GPA of First Year Cohort</b>	Analysis of historical cohort data indicates a positive correlation of licensure pass rates with first semester (fall) GPA.	<u>First-Semester</u> 3.59 / 3.51 / 3.59		First Semester: <b>3.3</b>	↑	Early identification of foundational deficits addressed with tutoring and remediating.
<b>Cohort Progression Rates</b>	Monitors percentage of students in each entering cohort who remain on track with the program curriculum and graduate on time (program takes three years to complete)	<u>Cohort</u> 91.7% / 100% / 98%		Progression Rate: 95%	↑	
<b>READINESS OUTCOMES</b>						
<b>Diagnostic Exams</b>	The program administers comprehensive exams to each cohort throughout the curriculum to assess student mastery of content and readiness to progress.	<u>Cohort 2021 (2nd year): Comprehensive Skills Check-Off (1<sup>st</sup> / 2<sup>nd</sup> / 3<sup>rd</sup> Attempts)</u> 35% (8/23) / 57% (13/23) / 100% (23/23)		<u>Cohort Average</u> 2nd yr. Cohort: perform patient care with less than 50% assist (CPI) 3rd yr. Cohort: 90%+ first-time pass rate	↑	Enhanced tracking and monitoring of comprehensive exit exam and first-time pass rate with clinical experiences.  <b>Immediate Action Items:</b> Curricula embedded Final Frontier NPTE Preparatory course. "Return2Campus" Exit Comprehensive Examination (PEAT)
<b>National Physical Therapy Examination</b>	The National Physical Therapy Examination is administered by the Federation of State Board of Physical Therapy 3 times per year. Graduates of accredited physical therapy schools are eligible for registration.	<u>Annual First-Time Pass Rates</u> 82% / 79.2% / 77.0% (National) 87.9% / 84.9% / 86.3%	<u>FAMU Ultimate Pass Rate</u> 100% / 91.7% / 86.7% <u>National Ultimate Pass Rate</u> 98.7% / 97.1% / 88.7%	Annual First-Time Pass Rate (3-Year Ave.) 2023: 90% (90%) 2022: 90% (90%) 2021: 90% (88%)	↓	
<b>ACCREDITATION</b>						
<b>CAPTE</b>	The DPT Program is accredited by the Commission on Accreditation in Physical Therapy Education (CAPTE).	The program is fully accredited through 2024.	CAPTE Requirement Standard 1C2: Ultimate licensure pass rates are at least 85%, averaged over two years.			








# Update – Nursing

- Fall 2023 1st Semester GPA: **3.54**
- 2023 Annual NCLEX pass rate: **82.46%**  
(within 10% of National Average of 90.17%)
- Spring 2024 Virtual ATI (VATI) Predictor Exam: ***In Progress***
- Spring 2024 Predictor Exam: **100%**
- 2024 – 1st Quarter (January - March) NCLEX pass rate: **95%**



# School of Nursing

## Key Performance Indicators

Metrics	Rationale for Use	Current Data	Goal	Trend	Key Update
<b>ADMISSIONS</b>					
Admissions Exam	The ATI Test of Essential Academic Skills (TEAS) is a diagnostic test for nursing applicants. It provides an assessment of student readiness for the rigors of the nursing program.	<u>Proficiency (S23/F23/S24)</u> 100% / 100% / 100%	Proficiency (S23/F23/S24) 95% / 95% / 95%		Maintaining the above admission exam requirements. Nursing utilizes the TEAS test and GPA in science and math to assist in the admission process to assess student readiness for the nursing program.
UG GPA (Science and Math)	The cohort science and mathematics average GPA provides an assessment of the overall quality and level of preparedness of the entering cohort.	GPA (S23/F23/S24) 3.53 / 3.55 / 3.34	GPA (S23/F23/S24) 3.50/ 3.50/3.50		
<b>RETENTION</b>					
GPA of First-Year Cohort	First-semester and first-year GPAs provide an assessment of student mastery of content.	<u>First-Semester GPA (F21/F22/F23)</u> 2.80 / 3.15 / 3.54	First-Semester GPA (F21/F22/F23) >3.30 / >3.30 / >3.30		The rigor of the program changed from 16 weeks to 8 weeks sessions and the change from 70% to 75% weighted exam average to pass courses was implemented. Resources such as 1:1 success coaching, and remediation are in place to assist students in adjusting and to increase program completion. Data after Fall 2023 will reflect four semesters.
		<u>End of FY GPA (F20/F21/F22)</u> 3.20 / 2.76 / 3.17	<u>End of FY GPA (F20/F21/F22)</u> > 3.50 / > 3.50 / >3.50		
Program Completion Rates	Program completion is measured from the time students enter the program until they graduate upon completing the remaining 60 credits of professional level nursing courses.	<u>Graduating Cohort (S22/F22/S23)</u> 70% / 76% / 56%	<u>Graduating Cohort (S22/F22/S23)</u> 85% / 85% / 85%		
<b>READINESS OUTCOMES</b>					
NCLEX Predictor Exam	The program administers the ATI Comprehensive Predictor Exam to students during their final semester. This exam is an accurate predictor of success on the NCLEX exam.	<u>Graduating Cohort (F22/S23/F23)</u> 92% / 95% / 100%	<u>Graduating Cohort (F22/S23/F23)</u> > 85% / >85% / >85%		ATI Predictor exam predicts NCLEX exam readiness and success.
NCLEX Scores	The National Council Licensure Examination (NCLEX) Exam is administered four times per year.	<u>FAMU (National) by Quarter (21/22/23)</u> 62.30% / 68.18% / 82.46% (86.06%) / (82.32%) / (90.17%)	<u>Graduating Cohort (21/22/23)</u> >85% / > 85% / >85%		The 2024 - 1st Quarter NCLEX pass rate reporting: 95% (19/20 students).
<b>ACCREDITATION &amp; REGULATION</b>					
ACEN FL Board of Nursing	- The BSN program is accredited by the Accreditation Commission for Education in Nursing (ACEN) - The FL BON regulates all pre-licensure nursing education. Requires annual pass rate of 10% of the national average..	- ACEN accredited through 2026 - The Florida Board of Nursing: Approved BSN Program	-Continued accreditation w/o conditions. -Continued FL BON Approved status.		The Board of Nursing removed the BSN Program Probationary status to a approved on Feb. 13, 2024.

# Update | Law

- February 2024 Bar Results: 1st time FL pass rate of 47.1%
- Compared to state average of 56.3%, FAMU is approximately 9 points below average.
- Feb results place FAMU 8th out of 12 FL schools, ahead of FSU and U of Miami.
- Fall 2024 Admissions: Median 152 LSAT and 3.58 UGPA in admitted student cohort; median 152 LSAT and 3.56 UGPA in seat-deposited cohort.





# College of Law

## Key Performance Indicators

Metrics	Rationale for Use	Current Data (20' / 21' / 22')	Goal	Trend	Key Update
<b>ADMISSIONS</b>					
<b>LSAT (median)</b>	LSAT scores are correlated with bar passage rates. COL medians are significantly lower than peers.	COL: 151 SUS Peers: 165	COL Fall 2023: 150/151	↑	Goal achieved.
<b>UG GPA (median)</b>	Undergraduate GPAs are correlated with Bar passage rates. COL medians are significantly lower than peers.	COL: 3.52 SUS Peers: 3.83	COL Fall 2023: 3.45	↑	
<b>RETENTION</b>					
<b>Utilization of Academic Support Resources</b>	The College offers academic support resources throughout its curriculum. Best practices suggest incentivizing utilization.	<b>% of students completing ≥ 80% AS Orientation:</b> Fall 2023: 100%	COL Fall 2023: ≥ 90%	↑	The College deployed a new, asynchronous product during Orientation and extending the teaching assistant program to all required courses.
<b>Non-Academic Attrition Rates</b>	Measures the percent of students in good standing who leave COL after the first year.	2022-2023: 3.31%	< 5%	↔	
<b>READINESS OUTCOMES</b>					
<b>Bar Exam</b>	The Bar Exam is administered two times per year. The pass rate on the February exam is typically lower.	February 2024: 47.1% July 2023: 41.7%	Incremental progress toward 80% first-time bar pass.	↓	The College's most recent bar results declined, along with State and national declines.
<b>ACCREDITATION</b>					
<b>ABA</b>	The Juris Doctor program is accredited by the Council of the American Bar Association Section of Legal Education and Admissions to the Bar (the "Council").	The College is in full compliance with the ABA Standards. The College reports to the ABA three times a year: (1) annual report (October); (2) Bar Report (February); (3) Employment Report (April).	Maintaining full compliance with the Standards.	↑	The College's next comprehensive visit is scheduled for academic year 2028-2029.

# CoPPS, IPH

Focus Presentation | Doctor of Pharmacy Program (PharmD)

---

Strike, Strike, and **Strike Again!**



# Enrollment Review

A close-up photograph of a dark blue graduation cap with a gold tassel, resting on a wooden surface. The background is softly blurred, showing what appears to be a classroom or lecture hall with rows of wooden chairs.

The college is in alignment with the pharmacy academy recognizing the decline in enrollment nationwide and are taking the necessary actions to increase enrollment.



# Pharmacy Academy

- Nationwide trend of a declining applicant pool
- Numerous pharmacy publications have documented the decline →
- Pharmacy organizations and the academy are working to address enrollment issues

*The Next Chapter OCT 3, 2022*

*As AACP's new Executive Vice President and CEO, Lee Vermeulen intends to promote the value of pharmacists while developing more innovative practice models to boost pharmacy school enrollment.*

## Despite Rapid Growth of Institutions, Pharmacy School Applications Decline

April 5, 2023

<https://www.pharmacytimes.com/view/despite-rapid-growth-of-institutions-pharmacy-school-applications-decline>

## Number of pharmacy students on the decline in US

by: Amy Yensi

Updated: Oct 13, 2023 / 06:30 PM EDT

<https://pix11.com/news/local-news/number-of-pharmacy-students-on-the-decline-in-us/>

What is Driving the Enrollment Crisis at Schools and Colleges of Pharmacy

<https://familymedicine.uw.edu/chws/studies/new-career-pathways-for-pharmacists-and-related-pharmacy-occupations/>

## Pharmacy school applications lowest in 18 years

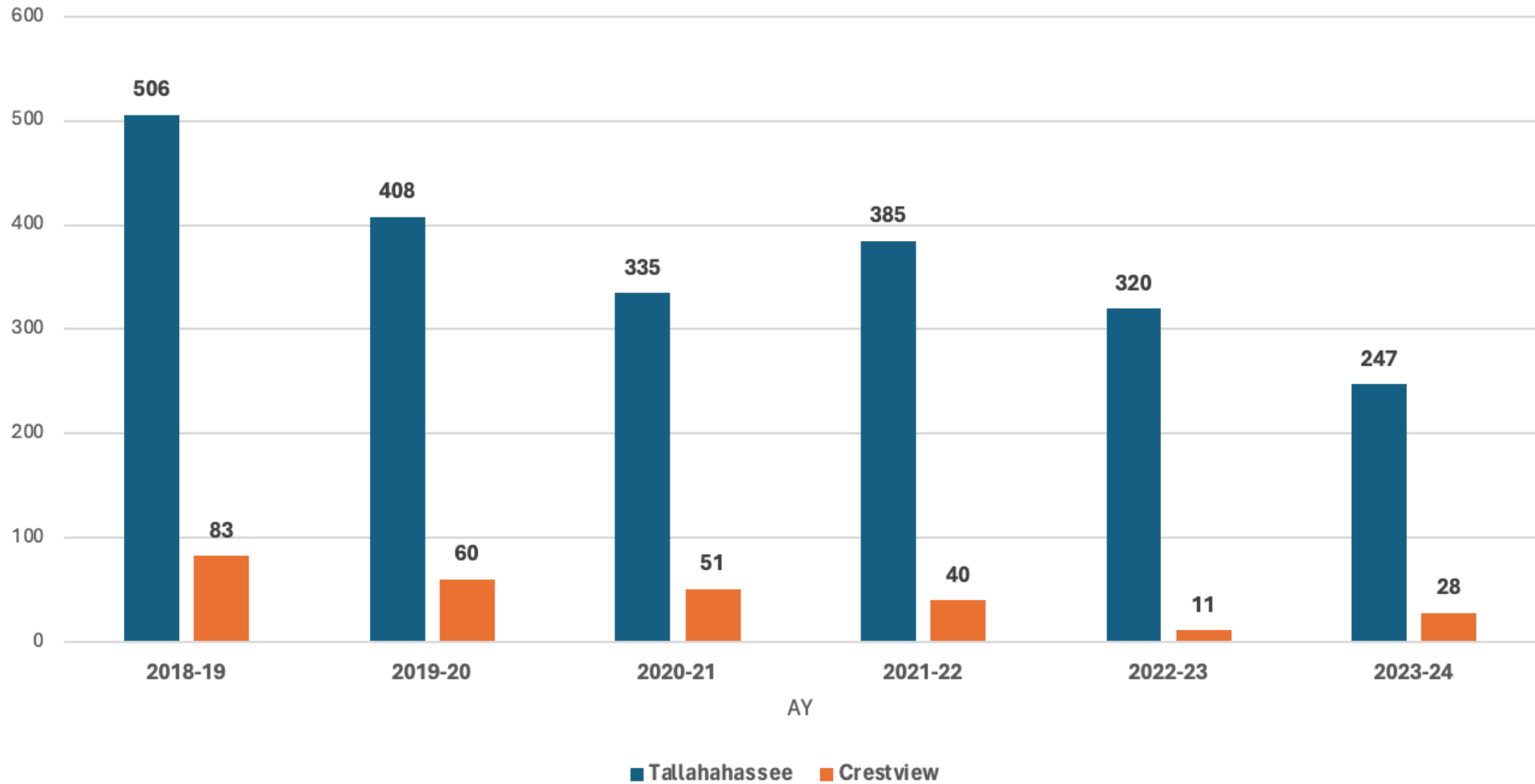
Paige Twenter - Monday, November 7, 2022

<https://www.beckershospitalreview.com/pharmacy/pharmacy-school-applications-lowest-in-18-years.html>

Consideration of Aggressive and Strategic Approaches to Address Declining Enrollment in US Pharmacy Schools

[https://www.ajpe.org/article/S0002-9459\(23\)01536-X/fulltext](https://www.ajpe.org/article/S0002-9459(23)01536-X/fulltext)

## Longitudinal Enrollment 2018 - Current



# Strategies to Increase Pharmacy Enrollment

- Enhance Digital Marketing Campaign using CORE Recruit
- Collaborate with the Health Professions recruitment team to identify and engage potential students
- Offer outreach programs to educate prospective students about career opportunities and its benefits of attending FAMU
- Scholarship efforts – joined forces with the Health Professions Team to provide scholarships
- Pre-Pharmacy Curriculum Revision
- Strengthen partnerships with local high schools, community colleges, and universities to increase awareness
- College Ambassadors
- Faculty and Alumni



# Strategies for the Peaden Campus

- Development of a Memorandum of Understanding (MOU) with Northwest Florida State College
- Pensacola State University – MOU underway
- Engaging with dual enrollment students and local education fairs
- Raise awareness among local schools
- College Ambassadors for brand awareness, recruitment and conducting information sessions
- Hire Full-time Recruiter



---

# Enhance Admissions Process

- Host virtual information sessions
- Provide resources and support to guide prospective students through the application process
- Workshops on preparing for interviews and writing personal statements





# Enhancing Student Support Services

---

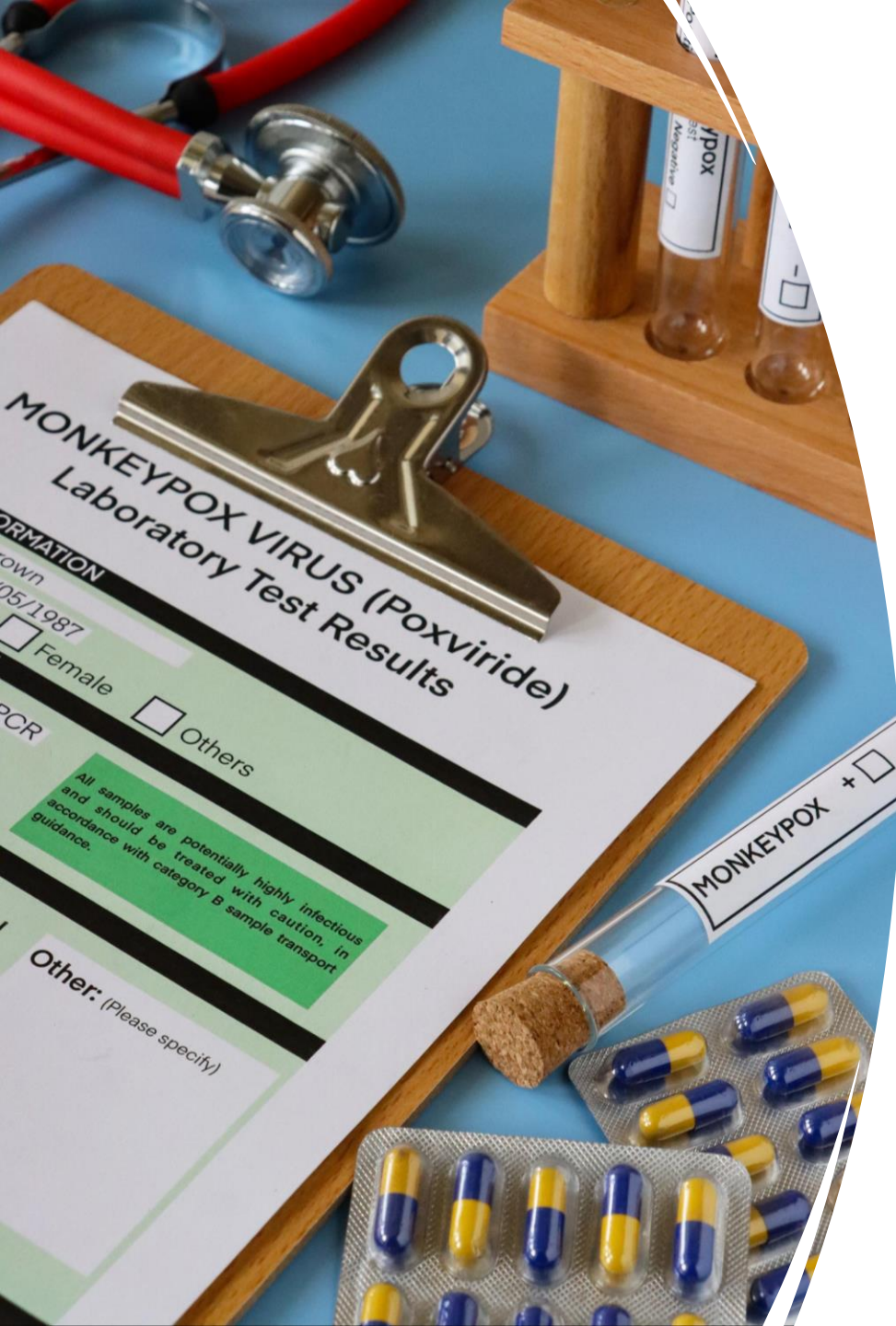
- Initiatives to support student success and retention, such as student success workshops, RxCARE Program, and wellness resources (BetterMynd)
- Address any barriers to student success, including financial challenges, by offering scholarships, grants, and financial aid assistance





## Progression

- In-person and virtual sessions to review exam questions
- One-on-one review session with learners scoring less than 70% on exams
- Individual and team quizzes to enhance self-directed learning
- Comprehensive review of exams in class
- Pre-examination in-person and Zoom session to answer questions
- Enflux to create collaborative action plans for at-risk learners



# Revising Curriculum

---

- Revise the curriculum as we anticipate the new accreditation Standards 2025
- Conduct a comprehensive review of the pharmacy curriculum to ensure alignment with current accreditation standards, industry trends, and workforce needs
- Incorporate innovative teaching methods, experiential learning opportunities, and interprofessional education to enhance student engagement and prepare graduates for success in the field

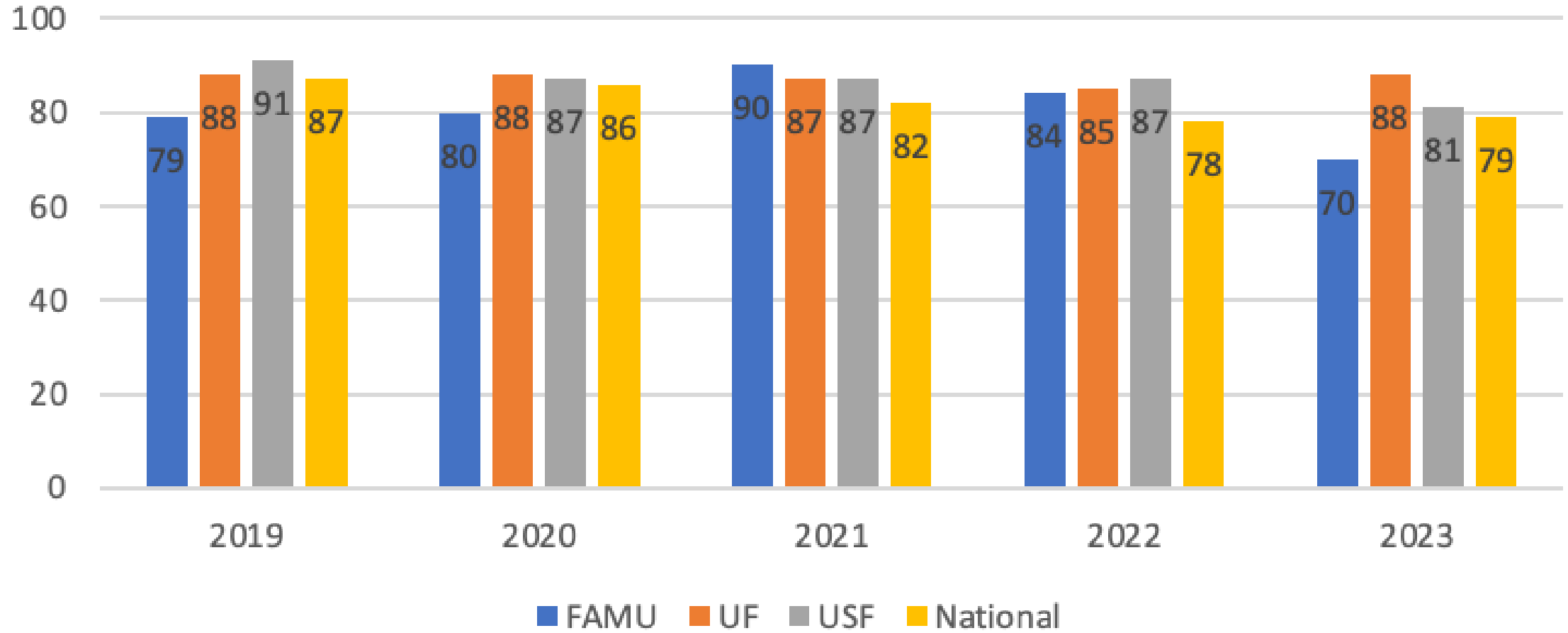
# Implementing Assessment Strategies

- Maintain a system for ongoing assessment of student learning outcomes, including identifying at-risk learners and motivating curricular change
- Assess the effectiveness of content delivery and examination across the curriculum to identify any potential gaps or necessary changes
- Collect the perspectives of relevant stakeholders (Learners, Faculty, Alumni, Preceptors) to evaluate programmatic goals
- Utilize data from assessments to continuously improve the pharmacy program
- Continuously monitor data to respond to ongoing ACPE and SACS accreditation needs as well as Strategic Planning initiatives

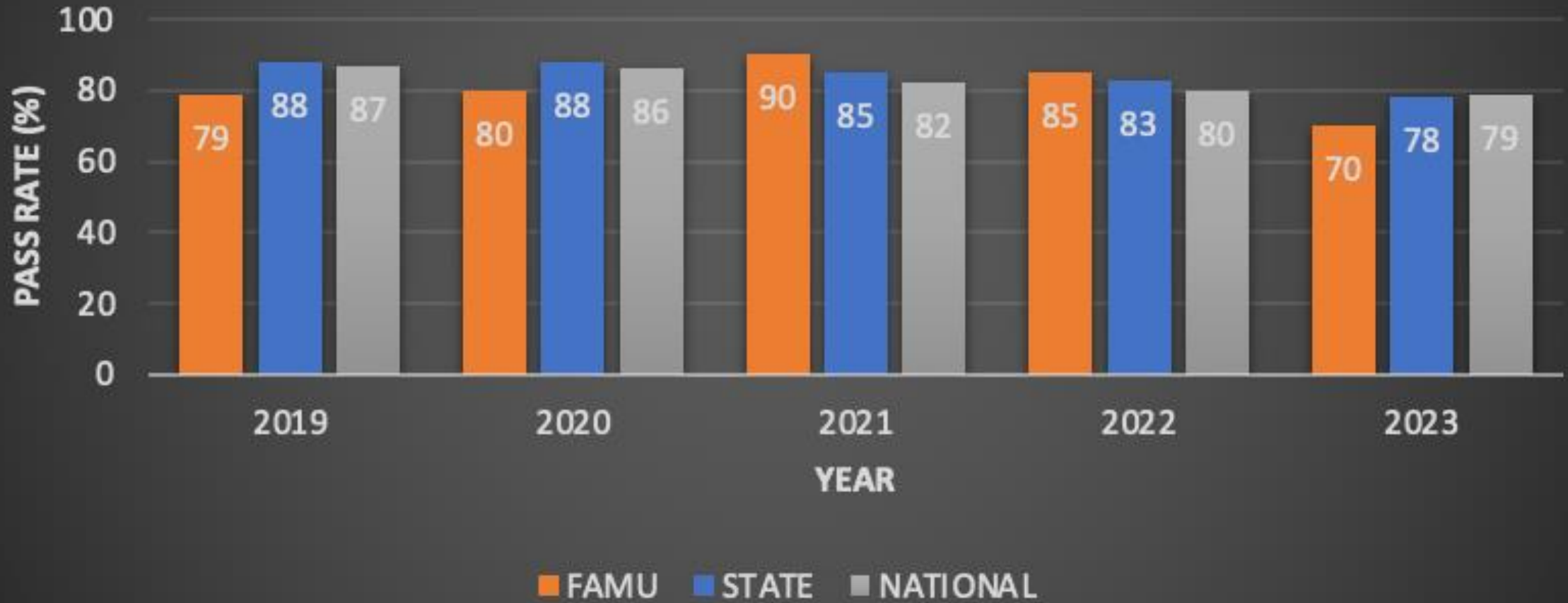


# NAPLEX PASS RATE

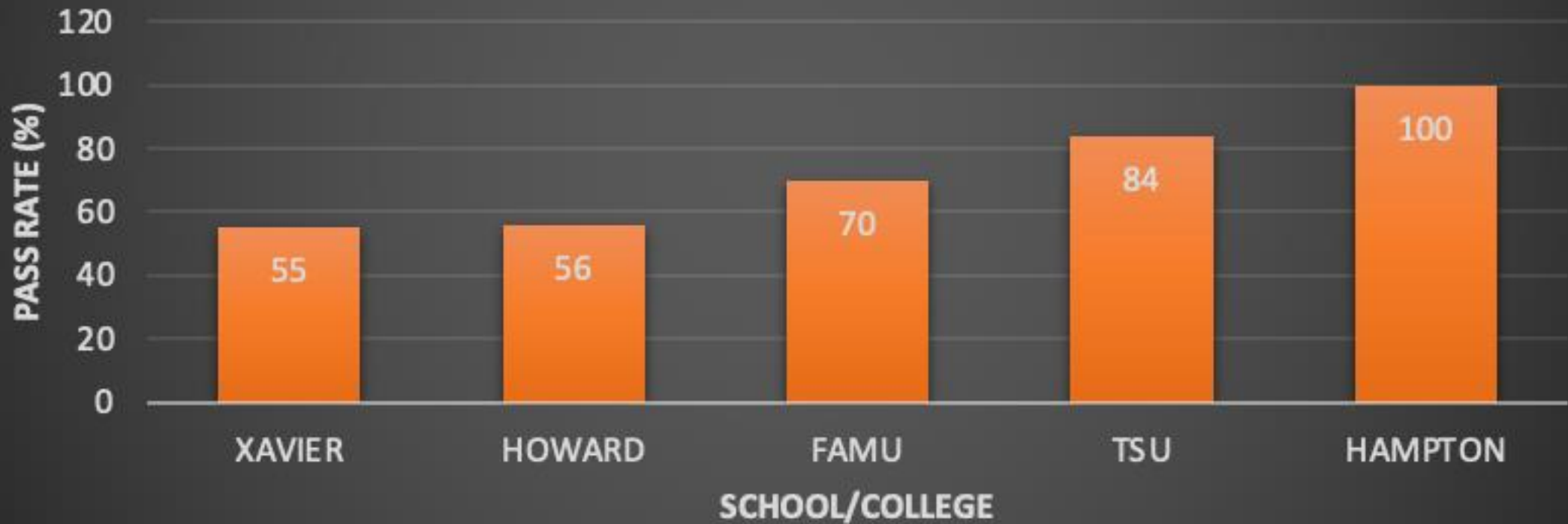
## 5 Year Trend



# NAPLEX FIRST TIME PASS RATE 5 YEAR TREND

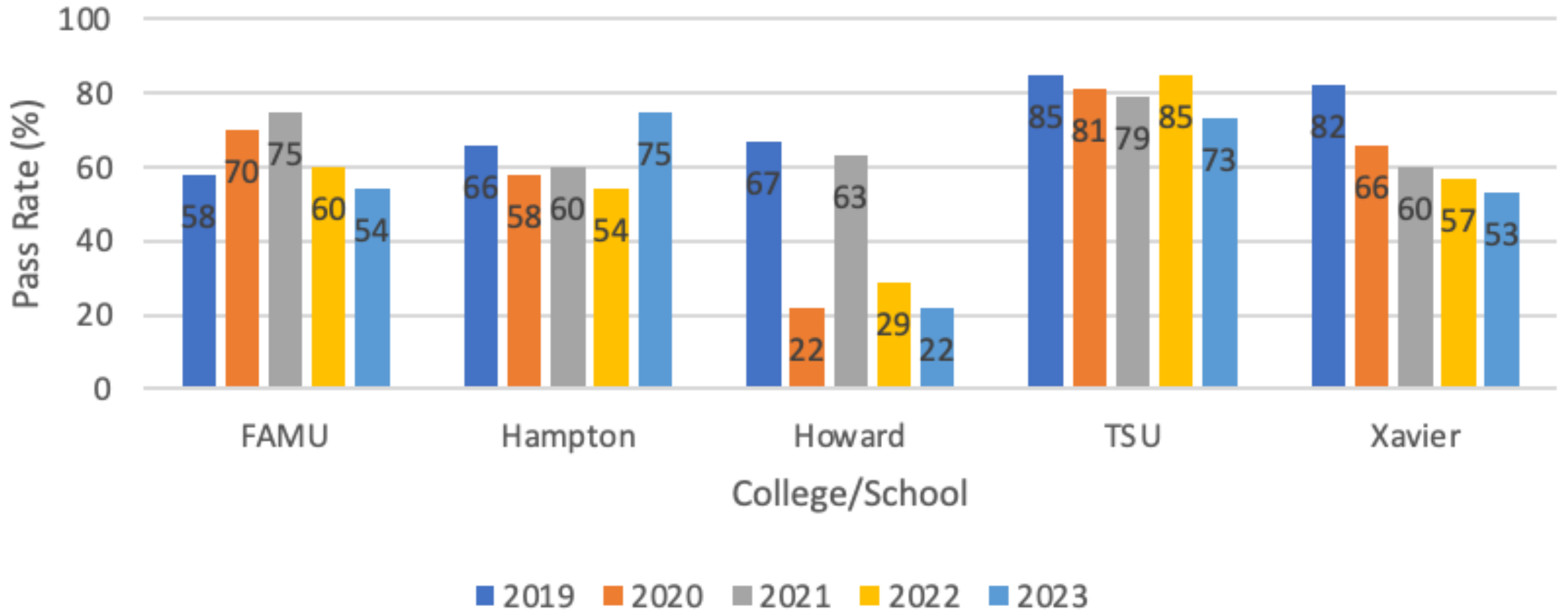


# NAPLEX FIRST TIME PASS RATE COPPS, IPH VS HBCU PEERS 2023



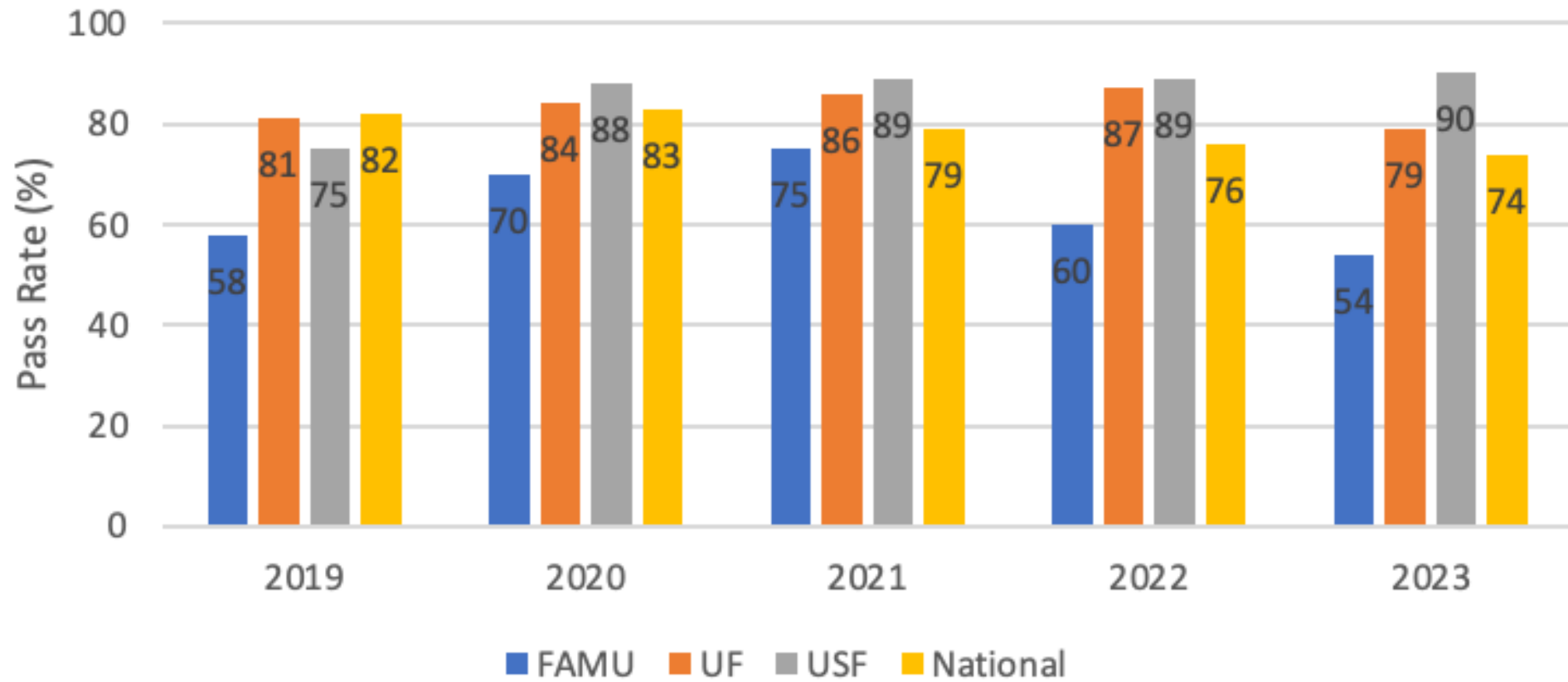
# MPJE Pass Rate - HBCUs

## 5 Year Trend





## MPJE PASS RATE 5 Year Trend



# NAPLEX PREPARATION

## Pre APPE-Readiness Course

The purpose of this course is to ensure that the learner has achieved competency in educational concepts integrated throughout the curriculum and assess their readiness to enter Advanced Pharmacy Practice Experiences (APPE).

Course provides active learning activities, assessments, and objective structured clinical examinations (OSCEs) that evaluate clinical competence and stimulates learner responsibilities during an APPE.

Assures readiness to integrate into inter-professional collaborative health care settings and serve diverse patient populations.

# NAPLEX PREPARATION

## RxPrep

- College purchases RxPrep Course book, Online Access and Live Review for entering P4 learners @ \$659 per student.
- The RxPrep Course Book contains all of the essential content for the exam.
- The Online Course contains 80+ Video Lectures that correspond with each chapter in the NAPLEX Course Book.
- 3700+ practice questions in the RxPrep Test Bank. Questions have answer explanations that direct you to the appropriate section of the Course Book.
- Study guide for P4 learners enrolled in Clinical Seminar and Research Methods I, II, and III.
- Require students enrolled in Clinical Seminar and Research Methods to take biweekly examinations per the study guide.

# NAPLEX PREPARATION

## Comprehensive Examination

- This comprehensive examination is administered through RxPrep and is a compilation of all didactic coursework and experiential training concepts.
- Learners will have 3 attempts before graduation. Two additional attempts will be allowed in subsequent semesters per the policy.
- Learners must pass with 75% or better

# NAPLEX and MPJE PREPARATION

## Vouchers

- Pre-NAPLEX and Pre-MPJE vouchers

## Reviews

- RxPrep 3 day live remote review
- Dr. Cacciatore 2 day live remote review

## Additional Resources

- Pass NAPLEX Now Coursebook, Online Access, and 7 day live remote review

# Recent US News and World Report Rankings - Peer Pharmacy Programs

Program	2018 Ranking	2021 Ranking	2024 Ranking
Florida A&M	88th	79th	73rd
Florida	9th	5th	4th
South Florida	77th	68th	60th
Nova Southeastern	77th	79th	86th
Xavier	88th	90th	99th
Howard	98th	75th	86th

Strike, Strike, and Strike Again!

# US News and World Report

Home / Education / Grad Schools



## Florida A&M University

Ranked in 5 programs and 6 specialties

Overview Rankings Law Nursing Education **Health** Science

♥ Add to



NAME/RANK	PEER ASSESSMENT SCORE
<b>University of Florida</b> Gainesville, FL #4 in Pharmacy (tie) Save	4.4
<b>University of South Florida</b> Tampa, FL #60 in Pharmacy (tie) Save	2.9
<b>Florida A&amp;M University</b> Tallahassee, FL #73 in Pharmacy (tie) Save	2.6
<b>Nova Southeastern University</b> Fort Lauderdale, FL #86 in Pharmacy (tie) Save	2.4
<b>Palm Beach Atlantic University</b> West Palm Beach, FL #99 in Pharmacy (tie) Save	2.2

↑ from 79 to 73 (2024)

# Update - College of Pharmacy & Pharmaceutical Sciences, Institute of Public Health





- Course review - mechanism for strengthening the curriculum.
  - New faculty must attend a teaching workshop(s).
- Learner's Executive Council helps to identify teaching and learning concerns.
- NAPLEX scores
  - 5-year positive trend
  - 2-year above state and national averages
  - 70% first time pass rate 2023





# College of Pharmacy & Pharmaceutical Sciences, Institute of Public Health

## Key Performance Indicators

Metrics	Rationale for Use	Current Data	Goal	Trend	Key Update	
<b>ADMISSIONS</b>						
<b>Admissions Metric</b>	The cohort science and mathematics quality and level of prepared average GPA provides an assessment of the overallness of the entering cohort.	<b>( F21 / F22/ F23 )</b> <b>3.34 / 3.22 / <u>3.24</u></b>	<b>(F21 / F22 / F23)</b> <b>&gt;3.25 / &gt;3.30 / <u>&gt;3.30</u></b>		Pharmacy program faculty review the incoming UG GPA in science and math courses to assess predictive preparedness.	
<b>RETENTION</b>						
<b>Program Completion Rates</b>	ACPE annually monitors the progression trends of the graduating class for accredited programs. Programs must remain below established thresholds.	<b><u>Academic Dismissals</u></b> <b>(21' / 22' / 23')</b> <b>5% / 1% / <u>4%</u></b>	<b><u>Overall Attrition</u></b> <b>(21' / 22' / 23')</b> <b>49% / 39.3% / <u>34%</u></b>	<b><u>Dismissals (22' / 23')</u></b> <b>&lt; 6% / &lt; 6%</b> <b><u>Attrition (22' / 23')</u></b> <b>&lt; 24% / &lt; <u>24%</u></b>		Academic dismissals and overall attrition trending down. Continuing to monitor and act accordingly.
<b>READINESS OUTCOMES</b>						
<b>Comprehensive Examination</b>	The program administers the Comprehensive Exam to learners during their final semester (P4). A minimum score of 75% is required to pass; Learners are given five opportunities.	<b><u>% of Cohort Passing - 3rd Attempt</u></b> <b>(Sp 21' / 22' / 23')</b> <b>91% / 95% / <u>96%</u></b>		<b>Spring 2023: &gt; 90%</b> <b>Spring 2024: &gt; 90%</b>		Examination pass rate is above goal and continually increasing.
<b>NAPLEX Scores</b>	Candidates are allowed a maximum of five attempts on the North American Pharmacist Licensure Examination (NAPLEX).	<b><u>FAMU (National)</u></b> <b>( 21' / 22' / 23')</b> <b>90% (84%) / 85% (80%) / 70%(77%)</b>	<b><u>State Averages (23')</u></b> USF: 80.8%. UF: 87.6% PBA: 84.3%. NSE: 71.8% Larkin: 54.1%			The pharmacy program has an established pass rate goal for 2024 and are implementing curricular and clinical processes to exceed the goal in the 2024.
<b>ACCREDITATION</b>						
<b>ACPE</b>	The PharmD program is accredited by the Accreditation Council for Pharmacy Education (ACPE)	The program is fully accredited through June 2024.	The next onsite evaluation is scheduled for April 10-11, 2024.			